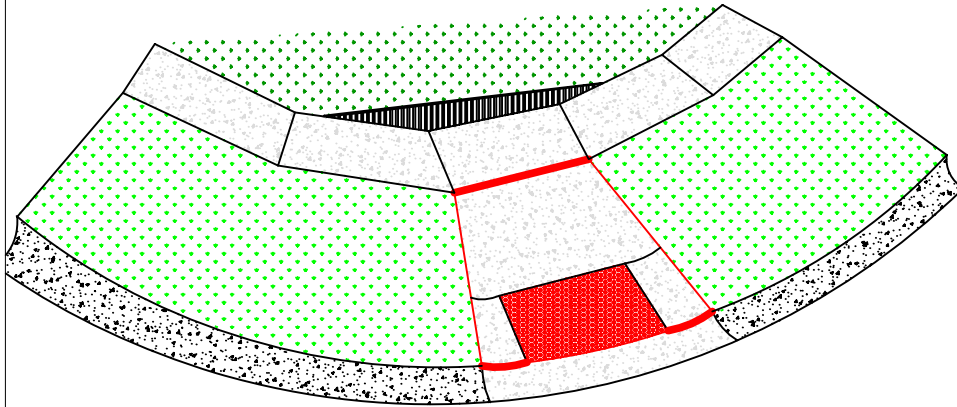
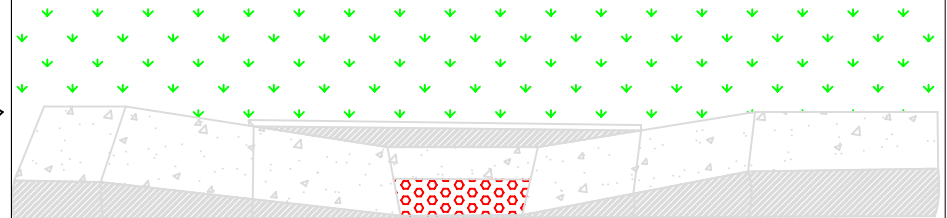


TYPE 1 CURB RAMP

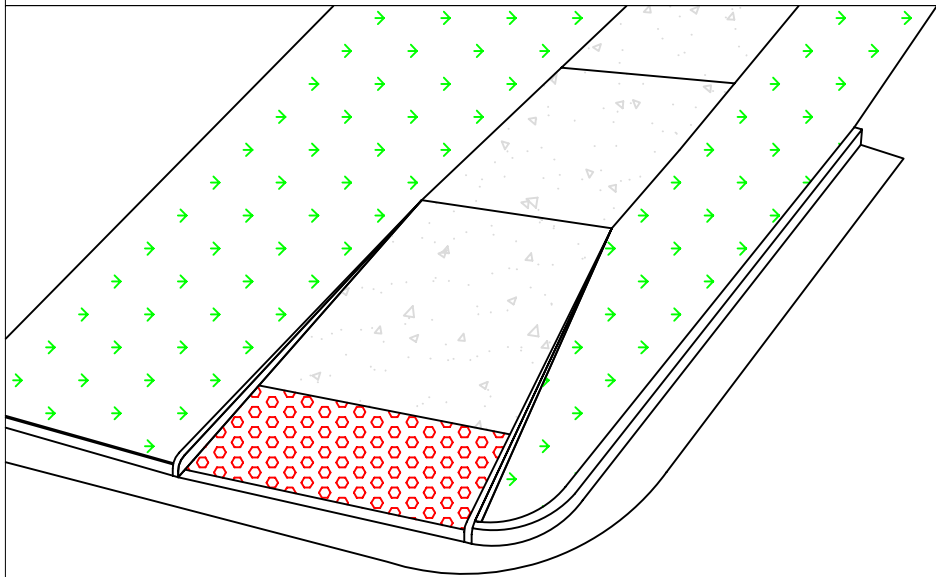


NOT TO SCALE

TYPE 2 CURB RAMP



NOT TO SCALE



TYPE 4 CURB RAMP DETAIL

NOT TO SCALE

Notes:

Curb Ramps With Back or Return Curbs

1. Ramps with back or return curbs shall be used in locations where there will be considerable difference in grade between private property and the new curb ramp.
2. Back curbs shall be used only if there is sufficient open toe room at the landing area (minimum 4' x 4' area for Type 1-Perpendicular and Type 3-Combination ramps, 4' x 5' on Type 2-Parallel ramps).
3. Back or return curbs shall be poured monolithically with sidewalk or ramp panels, will be of varying height and length, 4" wide, and constructed to the depth of the adjacent sidewalk panels.
4. Control joints in back or return curbs shall be at the same location as control joints in the sidewalk or ramp panels.
5. See Standard Drawings 300-16, 300-17, 300-18, 300-26 and 300-39a for specific design requirements of each type of curb ramp.