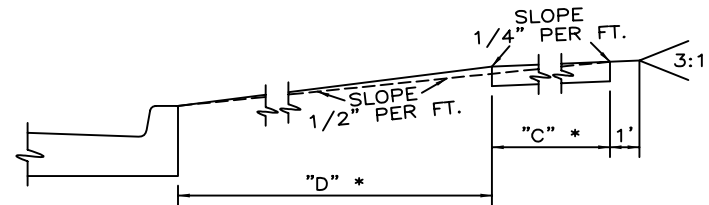
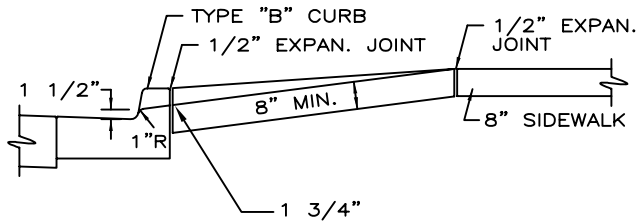
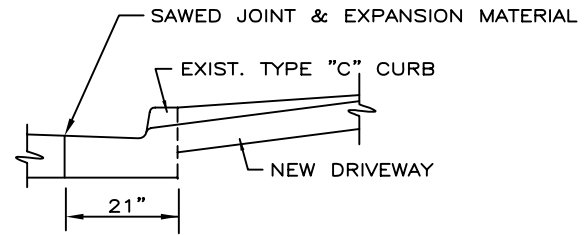
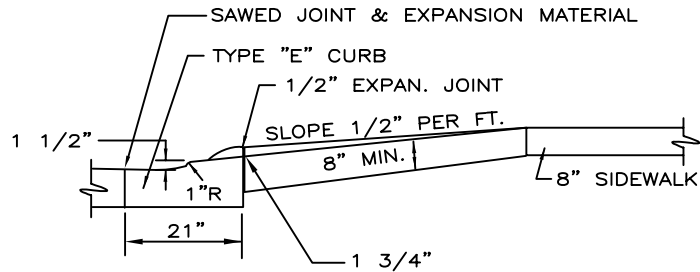


CROSS SECTIONS



* SEE TYPICAL ROADWAY SECTIONS FOR STD. VALUES

NOTES:

1. WHERE TYPE "C" CURB HAS NOT PREVIOUSLY BEEN DROPPED AT DRIVE APPROACHES, REMOVE AND REPLACE.
2. WHERE TYPE "B" CURB HAS NOT BEEN DROPPED AT DRIVE APPROACHES, IT SHALL BE ENTIRELY REMOVED AND REPLACED.
3. WHERE ASPHALTIC CONCRETE PAVEMENT IS DISTURBED, THE ASPHALT SHALL BE REPLACED AS DIRECTED BY THE ENGINEER.
4. CURB DEPRESSIONS SHALL BE CONSTRUCTED WITH A 1 1/2" LIP FROM THE EXISTING STREET GRADE UNLESS OTHERWISE DIRECTED BY THE CITY INSPECTOR.
5. EXPANSION MUST BE SECURED IN PLACE AT THE TIME OF INSPECTION.

COMMERCIAL DRIVE APPROACH CROSS SECTIONS